

BEHR 
PREMIUM[®]
FLOOR COATINGS

DECORATIVE CONCRETE FINISHES

GRANITE GRIP[®]
SEMI-TRANSPARENT
DECORATIVE CONCRETE STAIN





Pebble Sunstone
GG-13



Gialo Antique



**DECORATIVE, SLIP-RESISTANT
CONCRETE COATING**

- Revives Concrete Surfaces
- Durable, Protective Finish
- Available in 2 Pre-mixed and 16 Custom Colors
- Fills in Hairline Cracks
- Resists Hot Tire Pick-Up, Dirt, Grease & Household Stains
- Ideal for Driveways, Garage Floors, Porches, Patios, Walkways and Interior Concrete Surfaces



BEFORE



**TRANSFORMS ORDINARY CONCRETE
TO A NATURAL STONE-LIKE FINISH**

- Tintable to 18 Custom Colors
- Create a Mottled Variegated or Uniform Look
- Make Your Own Unique Color Blend
- Available in Tint Base Gallons
- Ideal for Concrete Porches, Patios & Walkways



BEFORE



Tan
No. 655

GRANITE GRIP®
TAN BASE COLOR OPTIONS



Pebble Sunstone GG-13 Copper Marble GG-10 Sunset Ridge GG-09 Sahara Canyon GG-11

Imperial Jade GG-12 Baltic Stone GG-16 Autumn Mountain GG-14 Amethyst GG-15

Tan
No. 655



Gray
No. 650

GRANITE GRIP®
GRAY BASE COLOR OPTIONS



Mission Olive GG-18 Slate Ivory GG-01 Stone Valley GG-02 Azul Diamond GG-05

Mineral Gray GG-17 Atlantic Topaz GG-03 Galaxy Quartz GG-08 Ornamental Gem GG-07

Gray
No. 650

Color samples and textures are simulated. There may be a slight difference between the color of the chip shown and the actual coated surface.

2 coats required for optimum color match, durability and coverage.



INDIVIDUAL COLORS



Old Adobe DCS-800




Sand DCS-870



Greystone DCS-824



Cajun Rose DCS-803



Desert Gold DCS-812




Industrial Gray DCS-825




Cedar Blush DCS-802



Terra Cotta DCS-865




Arctic Black DCS-828




Cinnamon Stone DCS-833




Desert Sunset DCS-808




Granite Green DCS-818




Brownstone DCS-834




Copper Canyon DCS-801




Canal Blue DCS-826



Carob DCS-835







Walnut DCS-867



Late Sky DCS-827



CHOOSE FROM POPULAR COLOR COMBINATIONS



EASY APPLICATION STEPS*

BEHR PREMIUM GRANITE GRIP™

Clean and etch surface until it feels like 150 grit sandpaper.



Apply coating to the outer edges of your project area and fill in hairline cracks.



Apply 1st Coat: First coat acts as the base and will not completely cover the surface by design.

NOTE: MUST USE 1/4" ADHESIVE ROLLER COVER



Apply 2nd Coat (1 gallon covers ≈ 50 sq. ft. with 2 required coats)



APPLICATORS:

- 1/4" Adhesive Roller Cover
- Nylon/Polyester Brush
- Optional: Texture Sprayer for Large Projects

PROJECT ITEMS:

- Plastic Sheetting
- Broom
- Plastic Watering Can
- Stiff Bristle Brush (Non-Metal)
- Painter's Tape
- Hose
- Stir Stick

BEHR PREMIUM® SEMI-TRANSPARENT DECORATIVE CONCRETE FINISH


Clean and etch surface until it feels like 150 grit sandpaper.




Apply 1st color with a pump sprayer. (250 sq. ft. per gallon)



If desired, apply an accent color with a sprayer for a variegated look. For a uniform look, apply a 2nd coat of the base color using a roller.



Optional: Apply Wet-Look Sealer (200-450 sq. ft per gallon)



APPLICATORS:

- High Quality Pump Sprayer with a Conical Tip
- 3/8" Roller Cover

*Refer to all product instructions for proper surface preparation and application. Photos may have been digitally enhanced. Actual results may vary.

Cover Photo: (left) Semi-Transparent Decorative Concrete Stain - Earth Fire | (right) Granite Grip - Sahara Canyon GG-11



Have a coating or product question?
Visit behr.com or call 1-800-854-0133 Ext. 2 (U.S.).

